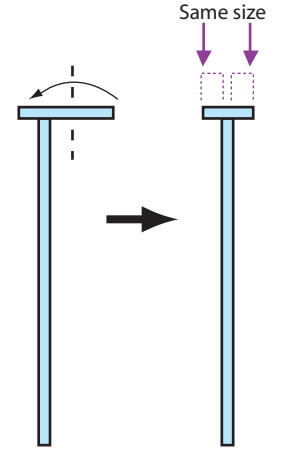


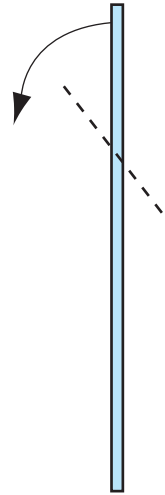




# Origami Cross

origami-fun  
www.origami-fun.com



Begin with a strip of paper approx. 0.7 cm X 30 cm, coloured side up.

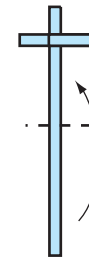
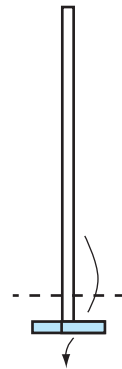
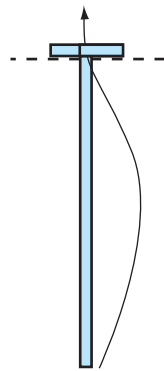
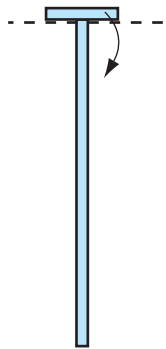
1. Fold one third down the strip.

2. Fold end around back.

3. Fold around front.

4. Fold the end in front.

5. Fold section around the back, past the centre and tuck back into centre of model. Make sure the 2 sections indicated are of equal size.



6. Fold whole section down.

7. Pull bottom of paper through and up centre section of cross.

8. Fold down along crease shown, and thread through centre again.

9. Fold up behind cross and tuck the end underneath the centre square.

Turn over.  
Finished cross